



LONGFELLOW HOUSE

BEDROOM LAYOUT GUIDE

SO YOU CAN PLAN WHO SLEEPS WHERE

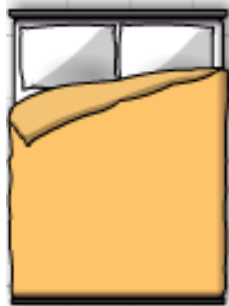


LONGFELLOWHOUSE.COM





Full Canopy Bed



Assigned to: _____

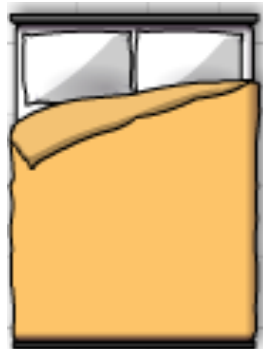
Queen Bed



Assigned to: _____



Queen Bed



Assigned to: _____

Other Bed Options

Queen Sofa Bed
in living room

**Optional Back
Bedroom Suite
Full Size Bed**

[click to learn more](#)

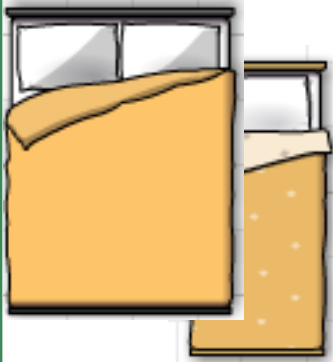
Assigned to: _____





Full & Single

(1 Full bed- with single trundle)



Assigned to: _____

Full & single

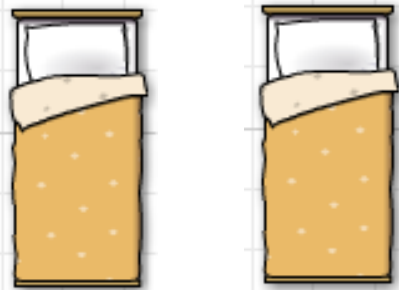
(1 Full bed- with single trundle)



Assigned to: _____



2 Single beds



Assigned to: _____

Trundle

(2 single beds - opens to Queen size)



Assigned to: _____

